



Pricelist

EMERGE

ELEVATE

ELITE

MASTERPIECE

ASPIRATIONS

INSPIRATIONS VICTORIA

EMERGE RANGE

23/06/2026 | Page 1 of 14

SINGLE STOREY

Design	Size (m2)	Lot Width (m)	Lot Depth (m)				Price
Cape 22	207.44	12.5	28	3	2	2	\$274,500
Danella 18	165.14	14	21	3	2	2	\$243,200
Fairlight 22	203.57	14	25	4	2	2	\$267,500
Finch 16	147.3	10.5	21	3	2	2	\$236,500
Finch 18	169.24	10.5	25	3	2	2	\$250,200
Finch 20	190.52	10.5	28	3	2	2	\$264,200
Garnet 22	205.92	12.5	28	4	2	2	\$272,100
Garnet 23	219.46	12.5	30	4	2	2	\$278,700
Gaudion 15	144.53	16		3	2	1	\$237,100
Gaudion 16	151.19	16	16	3	2	1	\$238,700
Grampian 19	176.98	12.5	25	4	2	2	\$247,900
Grampian 22	205.29	12.5	28	4	2	2	\$268,900
Granite 17	164.14	12.5	21	3	2	2	\$243,200
Granite 19	176.85	12.5	25	3	2	2	\$248,700

Terms & Conditions: Pricing is indicative only and based on included façade and standard inclusions only. Prices listed in this document are for the region selected only. Please speak to a New Home Specialist for pricing if building outside of these areas. Pricing does not include any upgrades, site costs, estate covenants or local government charges. Please speak to a New Home Specialist to obtain a detailed quotation. Simonds reserves the right to change or withdraw pricing at any time.

Granite 22	205.18	12.5	28	4	2	2	\$270,700
Granite 23	220.52	12.5	30	4	2	2	\$282,800
Karri 13	123.03	8.5	21	3	1	1	\$230,900
Karri 16	154.39	8.5	25	3	2	1	\$251,100
Kiama 17	163.47	12.5	21	3	2	2	\$245,000
Kiama 18	173.36	12.5	25	3	2	2	\$244,900
Kiama 22	202.13	12.5	28	4	2	2	\$266,300
Mundi 22	205.99	12.5	28	4	2	2	\$270,600
Mundi 24	221.13	12.5	30	4	2	2	\$277,800
Murraya 14	130.46	10.5	21	3	1	1	\$229,600
Murraya 17	161.73	10.5	25	3	2	1	\$251,300
Murraya 20	180.69	10.5	28	4	2	1	\$264,100
Nowra 24	227.24	14	28	4	2	2	\$281,900
Peron 22	202.13	12.5	28	4	2	2	\$272,000
Robinson 17	147.94	8.5	28	3	2	1	P.O.A
Sidney 18	166.45	12.5	21	4	2	2	\$258,300




DOUBLE STOREY

Design	Size (m2)	Lot Width (m)	Lot Depth (m)				Price
Gordon 24	224.7	10.5	21	3	2	2	\$360,100
Gordon 30	277.81	10.5	25	4	2	2	\$406,700
Jackalope 25	237.46	14	21	4	3	2	\$355,500
Rockpool 24	228.66	12.5	21	4	2	2	\$366,700
Vasse 24	226.25	12.5	21	3	2	2	\$354,200

ELEVATE RANGE

23/06/2026 | Page 3 of 14

SINGLE STOREY

Design	Size (m2)	Lot Width (m)	Lot Depth (m)				Price
Akuna 29	270.39	16	30	4	2	2	\$347,100
Ash 27	249.82	14	32	4	2	2	\$336,000
Balsa 28	265.51	14	32	4	2	2	\$335,400
Berrima 28	262.34	14	32	4	2	2	\$347,100
Blass 25	238.61	14	30	4	2	2	\$322,800
Brookleigh 42	391.39	32	24	4	2	2	\$417,500
Camperdown 33	309.42	18	33	4	2	2	\$376,600
Carolina 24	229.4	14	32	4	2	2	\$0

Terms & Conditions: Pricing is indicative only and based on included façade and standard inclusions only. Prices listed in this document are for the region selected only. Please speak to a New Home Specialist for pricing if building outside of these areas. Pricing does not include any upgrades, site costs, estate covenants or local government charges. Please speak to a New Home Specialist to obtain a detailed quotation. Simonds reserves the right to change or withdraw pricing at any time.

Home Price List 4/14

Curlew 27	249.35	16	30	4	2	2	\$325,700
Cypress 26	241.36	14	30	4	2	2	\$314,600
Dromana 28	261.29	14	32	4	2	2	\$336,400
Fairlight 25	234.67	14	28	4	2	2	\$314,400
Fairlight 27	250.9	14	30	4	2	2	\$322,700
Garnet 25	197.89	12.5	32	4	2	2	\$317,800
Granite 25	184.57	12.5	32	4	2	2	\$320,300
Hardy 25	230.14	14	28	4	2	2	\$309,200
Hardy 26	247.16	14	30	4	2	2	\$320,500
Hepburn 25	230.02	14	28	4	2	2	\$313,200
Kalbarri 25	236.34	16	25	4	2	2	\$313,800
Kalbarri 28	265.08	16	28	4	2	2	\$332,700
Kalbarri 30	284.25	16	30	5	2	2	\$349,100
Leyburn 28	261.44	14	32	4	2	2	\$333,900
Nowra 26	246.45	14	30	4	2	2	\$325,800
Pentland 45	417.35	32	22	4	3	2	\$476,400
Redhill 30	281.56	16	30	5	2	2	\$358,100

Terms & Conditions: Pricing is indicative only and based on included façade and standard inclusions only. Prices listed in this document are for the region selected only. Please speak to a New Home Specialist for pricing if building outside of these areas. Pricing does not include any upgrades, site costs, estate covenants or local government charges. Please speak to a New Home Specialist to obtain a detailed quotation. Simonds reserves the right to change or withdraw pricing at any time.

Riverstone 23	216.37	12.5	30	4	2	2	\$304,800
Rosella 31	286.62	15.24	32	4	3	2	P.O.A
Rosewood 34	322.52	30	18	4	2	2	\$366,100
Rosewood 38	351.29	32	18	4	2	2	\$384,100
Smithfield 25	235.86	12.5	32	4	2	2	\$318,800
Tamworth 32	303.75	16	32	4	2	2	\$360,900
Wallaby 26	247.3	14	30	5	2	2	\$322,600
Willandra 34	319.88	16	34	4	2	2	\$379,800
Woodlands 26	245.39	14	30	4	2	2	\$319,500
Woodlands 28	261.45	14	32	4	2	2	\$331,200

DOUBLE STOREY

Design	Size (m2)	Lot Width (m)	Lot Depth (m)				Price
Armidale 34	320.3	14	25	5	3	2	\$436,800
Armidale 38	352.48	14	28	5	3	2	\$463,000
Gisborne 34	318.93	14	28	4	2	2	\$444,800
Hillston 30	279.66	12.5	25	5	2	2	\$411,100
Ironbark 32	301.45	12.5	25	4	2	2	\$436,200

Terms & Conditions: Pricing is indicative only and based on included façade and standard inclusions only. Prices listed in this document are for the region selected only. Please speak to a New Home Specialist for pricing if building outside of these areas. Pricing does not include any upgrades, site costs, estate covenants or local government charges. Please speak to a New Home Specialist to obtain a detailed quotation. Simonds reserves the right to change or withdraw pricing at any time.

Ironbark 36	340.15	12.5	30	4	2	2	\$471,700
Ironbark 37	340.15	12.5	28	4	2	2	\$473,800
Jackalope 29	268.88	14	25	4	3	2	\$402,100
Oakridge 35	324.5	14	25	6	3	2	\$450,900
Tallaganda 34	320.59	12.5	28	6	3	2	\$451,000
Vasse 27	256.79	12.5	25	3	2	2	\$399,100
Walkerville 38	357.78	12.5	28	4	2	2	\$492,800
ELITE RANGE						23/06/2026 Page 6 of 14	

DOUBLE STOREY




Design	Size (m2)	Lot Width (m)	Lot Depth (m)				Price
Castlemaine 41	385.14	14	30	4	2	2	\$588,600
Castlemaine 42	394.87	16	28	4	3	2	\$0
Castlemaine 44	414.84	14	28	4	4	2	\$624,900
Gresswell 41	385.23	14	28	6	3	2	\$568,700
Lomandra 43	399.8	16	28	5	3	2	\$580,700
Silverton 45	416.35	14	30	5	3	2	\$625,500
Tallowood 45	417.21	14	30	5	4	2	P.O.A

Tallowood 47	434.27	14	32	5	4	2	\$659,700
Tallowood 52	483.26	15.24	32	5	4	2	\$675,900
Westbrook 52	487.09	15	32	5	4	2	P.O.A

MASTERPIECE RANGE

23/06/2026 | Page 7 of 14




DOUBLE STOREY

Design	Size (m2)	Lot Width (m)	Lot Depth (m)				Price
The Ballara	380			4	2	2	\$707,100
The Cavendish	381.45			5	4	2	\$804,400
The Chatsworth	537.33			5	2	2	\$960,600
The Durrant 52	524.11			4	4	2	\$834,800
The Durrant 57	519			5	5	2	\$878,800
The Elm	359			5	3	2	\$740,800
The Kinane	449.54			4	4	2	\$845,100
The Marion	438.49			4	4	2	\$887,600
The Milford 31	287.26			4	4	1	\$565,590
The Monteclair	403.2			4	2	2	\$709,900
The Norwood	412			5	2	2	\$776,400

Terms & Conditions: Pricing is indicative only and based on included façade and standard inclusions only. Prices listed in this document are for the region selected only. Please speak to a New Home Specialist for pricing if building outside of these areas. Pricing does not include any upgrades, site costs, estate covenants or local government charges. Please speak to a New Home Specialist to obtain a detailed quotation. Simonds reserves the right to change or withdraw pricing at any time.

The Oak	329.05		4	2	2	\$640,600
The Regency	491.06		5	5	2	\$895,600
The Stanley 24	226		3	2	1	\$486,300
The Stanley 26	240		3	2	1	\$502,500
The Stanley 28	261		3	3	1	\$520,600
The Stanley 31	287.26		3	2	1	\$529,900
The Stanton	486.61		5	5	2	\$882,600
The Sussex	436.72		5	5	2	\$846,600
The Tennyson	513.33		5	5	2	\$944,900
The Vita	242		3	2	2	\$531,700
The Westley	400		5	3	2	\$703,700
The York	318.03		4	2	2	\$735,500

SINGLE STOREY

Design	Size (m ²)	Lot Width (m)	Lot Depth (m)				Price
The Wellington 18	166			3	2	1	\$381,900

INSPIRATIONS RANGE

23/06/2026 | Page 8 of 14

SINGLE STOREY

Terms & Conditions: Pricing is indicative only and based on included façade and standard inclusions only. Prices listed in this document are for the region selected only. Please speak to a New Home Specialist for pricing if building outside of these areas. Pricing does not include any upgrades, site costs, estate covenants or local government charges. Please speak to a New Home Specialist to obtain a detailed quotation. Simonds reserves the right to change or withdraw pricing at any time.

Home Price List 9/14




Design	Size (m2)	Lot Width (m)	Lot Depth (m)				Price
Alexandra 25	234.97	14	28	4	2	2	\$358,800
Alexandra 29	268.79	14	32	4	2	2	\$384,500
Augusta 37	344.8	33	25	4	2	2	\$447,000
Charlton 28	263.11	17	28	3	2	2	\$381,900
Charlton 30	276.7	17	30	4	2	2	\$385,900
Charlton 32	298.78	17	32	4	2	2	\$398,900
Charlton 33	305.5	18	30	4	2	2	\$406,900
Charlton 35	328.85	18	32	4	2	2	\$413,800
Cobden 26	238.85	12.5	32	4	2	2	\$364,900
Cosgrove 29	274	16	30	4	2	2	\$385,700
Cosgrove 31	286.39	16	30	4	2	2	\$399,000
Cosgrove 33	305.03	16	32	5	2	2	\$409,900
Eden 25	235.18	14	28	4	2	2	\$354,700
Eden 27	250.85	14	30	4	2	2	\$364,800
Eden 29	268.79	14	32	4	2	2	\$374,800
Elmhurst 27	247.06	14	30	4	2	2	P.O.A

Terms & Conditions: Pricing is indicative only and based on included façade and standard inclusions only. Prices listed in this document are for the region selected only. Please speak to a New Home Specialist for pricing if building outside of these areas. Pricing does not include any upgrades, site costs, estate covenants or local government charges. Please speak to a New Home Specialist to obtain a detailed quotation. Simonds reserves the right to change or withdraw pricing at any time.

Home Price List 10/14

Elmhurst 29	268.04	14	32	4	2	2	\$381,100
Hartley 28	263.13	16	28	4	2	2	\$379,800
Hartley 31	287.3	16	30	4	2	2	\$395,700
Hartley 33	306.94	16	32	4	2	2	\$410,900
Hastings 27	251.42	14	30	4	2	2	\$367,700
Hastings 29	267.65	14	32	4	2	2	\$375,300
Heathcote 29	266.51	16	28	4	2	2	\$380,400
Heathcote 31	285.94	16	30	4	2	2	\$393,200
Heathcote 33	304.82	16	32	4	2	2	\$399,100
Macedon 31	284	16	30	4	2	2	\$394,200
Macedon 33	306.23	16	32	4	2	2	\$416,300
Melrose 36	331.88	33	24	4	2	2	\$430,600
Mortlake 27	249.05	14	30	4	2	2	\$372,000
Mortlake 29	268.75	14	32	4	2	2	\$386,700
Olinda 26	239.91	12.5	32	4	2	2	\$364,400
Sandford 29	268.4	14	32	4	2	2	\$381,700
Sandford 30	278.41	18	28	3	2	2	\$399,500

Terms & Conditions: Pricing is indicative only and based on included façade and standard inclusions only. Prices listed in this document are for the region selected only. Please speak to a New Home Specialist for pricing if building outside of these areas. Pricing does not include any upgrades, site costs, estate covenants or local government charges. Please speak to a New Home Specialist to obtain a detailed quotation. Simonds reserves the right to change or withdraw pricing at any time.

Sandford 32	297.05	18	32	4	2	2	\$412,000
Sandford 34	317.35	18	32	4	2	2	\$428,000
DOUBLE STOREY							
Design	Size (m2)	Lot Width (m)	Lot Depth (m)				Price
Atherton 49	456.23	16	32	5	5	2	\$626,600
Balmoral 38	353.69	14	28	4	3	2	\$514,400
Balmoral 41	384.87	14	28	4	3	2	\$536,100
Balmoral 46	422.17	14	30	4	5	2	\$575,200
Balmoral 50	464.45	14	32	5	5	2	\$616,700
Bellarine 33	266.94	12.5	25	4	2	2	\$465,400
Edmonton 44	405.56	14	30	5	3	2	\$557,300
Edmonton 47	432.62	14	32	5	3	2	\$569,500
Gadara 47	431.66	14	32	5	3	2	\$579,900
Marsden 31	279.05	12.5	25	4	2	2	\$451,300
Marsden 34	322.68	12.5	28	4	2	2	\$481,800
Marsden 39	364.8	12.5	30	4	3	2	\$524,700
Marsden 42	393.64	12.5	32	5	5	2	\$559,500

Terms & Conditions: Pricing is indicative only and based on included façade and standard inclusions only. Prices listed in this document are for the region selected only. Please speak to a New Home Specialist for pricing if building outside of these areas. Pricing does not include any upgrades, site costs, estate covenants or local government charges. Please speak to a New Home Specialist to obtain a detailed quotation. Simonds reserves the right to change or withdraw pricing at any time.

Riverton 41	383.07	14	30	4	3	2	\$527,400
ASPIRATIONS RANGE						23/06/2026 Page 12 of 14	

SINGLE STOREY

Design	Size (m2)	Lot Width (m)	Lot Depth (m)				Price
Alberta 19	179.28	12.5	25	3	2	2	\$247,900
Avarnti 28	258.08	16	28	4	2	2	\$313,200
Avarnti 30	277.15	16	30	4	2	2	\$324,000
Cobaine 26	240.62	16	28	3	2	2	\$293,400
Cobaine 30	281.29	16	32	4	2	2	\$320,800
Cobaine 32	297.75	16	32	4	2	2	\$336,200
Columbia 21	198.57	16	25	3	2	2	\$262,000
Ekati 18	168.2	14	21	3	2	2	\$240,800
Ekati 22	205.73	14	25	4	2	2	\$267,300
Ekati 25	233.31	14	28	4	2	2	\$289,500
Ekati 27	250.51	14	30	4	2	2	\$303,900
Ekati 29	267.72	14	32	4	2	2	\$313,400
Jade 23	209.73	12.5	28	4	2	2	\$275,600

Terms & Conditions: Pricing is indicative only and based on included façade and standard inclusions only. Prices listed in this document are for the region selected only. Please speak to a New Home Specialist for pricing if building outside of these areas. Pricing does not include any upgrades, site costs, estate covenants or local government charges. Please speak to a New Home Specialist to obtain a detailed quotation. Simonds reserves the right to change or withdraw pricing at any time.

Home Price List 13/14

Jansen 24	227.95	14	28	4	2	2	\$286,700
Jansen 26	246.63	14	30	4	2	2	\$301,900
Jansen 27	254.65	18	30	4	2	2	\$315,000
Jardean 17	158.95	12.5	21	3	2	2	\$235,300
Kimberley 24	226.68	25	21	3	2	2	\$292,200
Kimberley 27	249.64	27	21	4	2	2	\$312,800
Kimberley 29	268.86	30	21	4	2	2	\$326,600
Kimberley 31	286.41	32	21	5	2	2	\$342,100
Morrison 25	230.35	14	28	4	2	2	\$288,700
Morrison 27	249.3	14	30	4	2	2	\$302,300
Northampton 23	208.57	24	21	4	2	2	\$274,800
Onyx 19	179.99	12.5	25	4	2	2	\$251,700
Onyx 23	209.54	12.5	28	4	2	2	\$273,100
Onyx 24	224.85	12.5	30	4	2	2	\$284,500
Venetia 23	209.8	12.5	28	4	2	2	\$278,100
Venetia 25	234.61	14	28	4	2	2	\$292,100
Venetia 28	259.38	16	28	4	2	2	\$309,400

Terms & Conditions: Pricing is indicative only and based on included façade and standard inclusions only. Prices listed in this document are for the region selected only. Please speak to a New Home Specialist for pricing if building outside of these areas. Pricing does not include any upgrades, site costs, estate covenants or local government charges. Please speak to a New Home Specialist to obtain a detailed quotation. Simonds reserves the right to change or withdraw pricing at any time.

Venetia 32	298.69	16	32	4	2	2	\$339,100
------------	--------	----	----	---	---	---	-----------

DOUBLE STOREY

Design	Size (m2)	Lot Width (m)	Lot Depth (m)				Price
Santina 31	287.93	12.5	28	4	3	2	\$413,300
Santina 33	305.55	12.5	30	4	3	2	\$421,800
Santina 36	336.49	12.5	32	3	3	2	\$445,300
Sapphire 29	266.73	14	21	4	2	2	\$379,600
Sapphire 33	304.14	14	25	4	2	2	\$398,800